

Do It Yourself Cat Fencing

Keep Your Cat Safe

If you are owned by a cat that just absolutely must go outside, it is possible to catproof your enclosed yard so that your cat cannot get over the fence. This protects your cat from many dangers that an outdoor cat faces - cars, attacks by other animals, antifreeze poisoning, intolerant people, etc. There are several companies that sell ready to install cat-fencing (see end of this handout) or you can do it yourself with supplies from the local hardware store. All these fences work on the same basic principle-they attach to the upper portion of your fence and keep the cat from jumping up and reaching the top, effectively confining the cat in the enclosed area of the fence. Do it yourself cat fencing takes an afternoon to do.



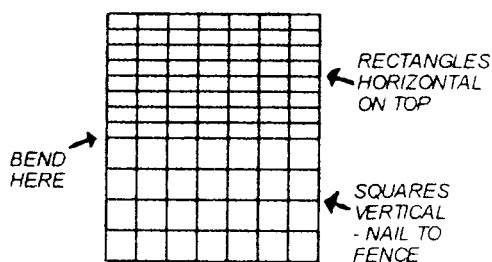
The supplies that you will need are:

- 28" wire garden fencing (enough to install on your entire fence plus a few extra feet for trees and the like).
- U-shaped nails
- wire cutters & pliers
- optional: additional wire & flexible netting

You will be cutting the fencing into manageable sections, usually 8-10 feet or so will work, and then bending each section down the middle lengthwise. Garden fencing usually has one half that is large squares and one half that is smaller rectangles-use the half with the smaller rectangles as the top horizontal portion. This would prevent a small cat from wriggle through the larger squares. You will be tacking it to the fence in an upside-down L shape (see diagram A). Tack sufficient nails in the vertical portion so that it is attached securely. Connect top portion of all sections with wire or cut edges of fencing. Corners can be overlapped. For a gate that opens inward you can use flexible netting and tack that to the top instead of the garden fencing if necessary. For trees that are close to the fence use either the leftover fencing or use netting. Be creative!

You need to think like a cat and block any areas that they could get through or over-trees, sheds, spaces under the fence all need to be covered. You will need to keep a good eye on your cats for the first few days to see if they discover any areas that you have missed.

This fence will not keep other animals out initially until they learn to avoid your yard. So if any neighbor cats or wildlife get in, make sure you that your cat is inside the house, then prop open the gate and give the interloper a chance to get out. They usually don't make the same mistake twice!!



2530 LAFAYETTE ST
SANTA CLARA CA 95050
TEL 408 727 3383
FAX 408 727 7845

www.hssv.org

Do It Yourself Cat Fencing



DO IT YOURSELF WEB SITES:

<http://www.lisaviolet.com/cathouse/backyard.html> (pictures of private household fence)

<http://www.feralcat.com/fence.html>

READY MADE CAT FENCES:

<http://www.catfencein.com>
1-888-738-9099

<http://www.corporatevideo.com/klips/index.html>

<http://affordablecat.micronpcweb.com>